



The Parrot

Your ARC newsletter by and for ESL, multicultural, international students, new Californians, and, well, anybody really...

Issue #36

Fall 2009

Don't Know Prof. Melinda Anderson? Read on!

Parrot: How did you choose to teach ESL classes?

Melinda: I didn't really consciously choose. It just sort of happened. I think lots of the time things are just dropped in your lap in life. Why? I started college, I majored in sociology. I really wanted to work in something like community work, urban planning, something that had to do with improving society. I didn't want to teach at all because I'm terrified to talk in front of groups. I felt like I would have more effect on people doing something else. Other people always thought I would be a teacher or a writer. I always said, no, I'm not! So I got my degree in sociology, which I absolutely loved, and then you know, things happened. I got married, had children and took care of my kids. And then when they got older, I went back to school. I decided that I wanted to teach



English in high school. So I went back to get the high school credential. Then I just got interested in getting a master's degree in English, and another B.A. in English.

And I started to teach composition, writing classes at CSU Sacramento because that is where I went to school. Some of the classes were ESL classes, and because I have children who came from other countries and I had dealt with ESL issues in my personal life, I felt I understood ESL students. I received a M.A. in English, with a specialization in teaching English to Speakers of Other Languages. I really like these students and have enjoyed teaching them. I get to teach literature and composition, which I love, and at the same time, I get to meet wonderful students and feel like I'm making somewhat of a difference in their lives.

Continued on pages 18 and 19

A Parrot's Christmas!

See page 6

"Santa Claus has the right idea. Visit people once a year."

Victor Borge




American River College
4700 College Oak Drive
Sacramento, CA 95841
(916) 484-8011

What is it Like to Use a Second Language at Work?

"I dream in English, but English is still a daily challenge to me. It is something I consciously work on each and every waking moment as an effort to continue to get better at it. Thanks for giving attention to this issue."

Professor Jiayi Young
Department of Art New Media



language, and I have been working at ARC campus for 13 years. I believe I still have challenges, amusement, and fascination when I'm using my English language. It really bothers me when I'm answering the phone, and a person on the other line is asking me to pass the phone to somebody else because he/she is not comfortable

continued on page 4

"Hi, Parrot. Yes, English is my second lan-

Inside this Issue

Orange Stripes	2
New Year's Traditions	8
Texting	9
Courting Counseling	12
Granny Noetal	12

Student Chirpings

Orange Stripes

Once George Edward Woodberry, an American literary critic and poet, said, "Defeat is not the worst of failures. Not to have tried is the true failure." How often does this happen to us? Often we don't do something, and then in the future we blame ourselves for not doing it. On the other hand, sometimes we try and are really proud of doing this. And I will never forget the period of my life when I tried to fight, to fight for my freedom.

It started in Ukraine in the snowless winter of 2004. The streets were frozen and dirty. It was a late November right after the run-off vote of the presidential election. The news was filled with lies. Direct electoral fraud and massive corruption was the last straw for the whole nation. All of a sudden everything just exploded. People were tired of manipulating. They decided to fight for their rights and freedom, not with guns but with peace. Later on, the news would call this act of protest the Orange Revolution.

At that moment I was still in high school. I was never interested in politics until some of our teachers started to put pressure on us. We were told who the "right" candidate for president was and how our parents should vote. After that my friends and I started our own "fight". We wore or-



ange stripes, which were the symbols for non-violent protest. We boycotted the lessons of those "teachers" who for money brought politics into schools. We never used force to make a point. Neither did the older generation in the capital. They were giving flowers to armed men instead of punches. Peace is always the best way. In a few weeks the school was closed and after two months the Orange Revolution was over. We won!

I will never forget what I experienced. This is really hard to describe when you see people joining together to try to fight the "system". People who understand their constitutional rights should defend themselves. People should try and win their battle not with guns and hundreds of dead but with ribbons and flowers. I am proud of those people and myself. We did our best and we may be proud to be a part of the Revolution.


Today in Ukraine the same "system" we fought for a few years ago is growing again, just with different faces. Nevertheless, the whole nation is not scared. We know that we have real power when we are together. We have the right to protect our freedom and Constitution. We fought for it once and we won.

Bogadam Komlyk ESLW 50

To Run or Not to Run Away

"To be, or not to be: that is the question" In my case, to run, or not to run away: that is the right question. That was what I was thinking with eyes full of tears when I was sitting on the dirty floor of the outhouse. It was dark already, because it was eleven o'clock at night. It happened when I was twelve, but I remember it like it was only yesterday. That day was the worst day I had ever had. "Get out of my house!" I couldn't stop repeating the words of my father. I was in panic. What to do? Where to go? Maybe I should go back to my father and ask for forgiveness, or should I run away? What to do?

I was partly guilty. I did ditch my classes. Yeah, I ditched all of my classes three months in a row. But he didn't know my teachers!!! They were always picking on me, and I was tired of it. How could I possibly sit in class when they, the teachers, just looked for an opportunity to ask me some hard ques-



tions to which I had no idea what the answers were. I didn't think that ditching classes would mean so much for my dad.

Why should I go and apologize to him? He was the one who had screamed at me, and he was always teaching me neither to scream, nor to be angry, always to speak politely, and to respect everybody. But he was the one who didn't do all that. I am going to run away!

Ok. Think. What do I need to live by myself? I need a job, so I could get money, I need money, so I could have some food, and I need a place; where I could live. But I am only twelve, how I can get all these things. And the worst part is I am afraid to be alone! Probably, my father was right. I should go and ask him for forgiveness. And I will.

Vladimir Podmogilnyy ESLW 310

My High Standard Life

In my opinion, the majority of people find it hard to accept changes. They get used to their routine life. Changes can be big or small. Small changes could be like changing the car, but changing countries could be the biggest change in a person's life. Usually, changes are more acceptable if they happen little by little; however, changing your home country is really hard because you change everything such as language, law, culture, weather etc. I dreamed for a long time to have a normal life. I changed countries twice to have a high standard of life. Finally, in the United States I achieved my goal, and I'm glad I did that. My life changed in United States in these three main ways: high quality of life, excellent education system, and my personal rights.

The first obvious change was in my quality of life. It is raised in the United States. In my country, Iran, nobody could use all current technologies. Electronic equipment such as up-to-date computers and iphones were expensive, and some of them such as satellite receivers were illegal. Even many websites were filtered, and nobody was allowed to use them. Also there were lack of e-services and high speed Internet. So, for a simple thing like enrolling for a class in college, I had to do a lot of paperwork and wasted a lot of time and energy. But in the United States, everything is different. Here I feel how my quality of life has changed. In many situations such as paying my bills, checking my bank account or in college, the fastest way is through the Internet and e-services, and I don't need to do much paperwork. So I have to know how to use e-services for a regular life, and I can save my time. Also, one of the best things is that I have free access to the Internet without any filters and limits.

So, in short, by comparing all of these to my life in my country, I think my quality of life is higher now.

In the United States the atmosphere and system of education is excellent. First of all, in my home country, I had to take an exit exam and then if my score was high enough I could attend a university. For example, when I finished high school, I was lucky enough to pass the exit exam and I attended college, but there was another



very important problem. The tuition was very high. Even though I was working, I could afford only half of the amount, and if my father didn't help me, I couldn't have gotten a high education. In college, the atmosphere was terrible, and there were strict rules. For instance, if I talked to a male student, it was against the college rules and many other simple things which could be very common in other countries were illegal in the colleges of my country. There were very low facilities and services available to students. But the most awful thing was my certificate. It was completely useless in other countries, which meant I wasted my time and money for nothing. But in United States, everything is different. After a year of living in the United States,

I took a test as an ESL student when I became a resident. Then I attended college easily. For tuition, I get financial aid which helps me a lot. The college atmosphere is much more relaxing. I can go to the learning resource center to use any kind of facilities and many other services. So, I think by this comparison, it is clear enough to say I have a high standard life in the United States.

I have my personal rights in the United States, and it's not important if I'm a male or female, rich or poor, weak or strong. However, in my country rights didn't mean anything. If you had money, you were powerful. For me, it was so important because a country without human rights was like a jungle. People in my country didn't have freedom of speech and thought, and they didn't even have social and personal rights. For example, I as a Christian couldn't work in a county or any office related to the government, even though I was a citizen there and I was born in my country. This was because they thought any people who believed in any other religion except Islam were impure. If I went out in public without a scarf and manteau (for covering my hair and body), the police would arrest me. But in the United States all religions and nationalities live together and everybody has equal rights here. In my opinion, this is very important to make a country a great place to live.

In summary, my life changed in the United States in three main ways. First, my quality of life was raised. Second, I have more chances to be educated. Finally, I have my personal rights. These three things clearly show that I have a high standard of life in the United States of America.

Continued from page 1

with my accent. Personally I think that my English is good enough and most of people understand me very well except those who don't really want to try harder, or have stereotype against people with an accent. Other challenges I have when I have to talk in front of a group/a meeting or in front of authorities. It is still hard for me to express my opinion in front of the group the same as I would express it in my first language. Therefore, most of the time I prefer not to participate in those conversations and stay quiet. I'm not sure why, maybe because I am afraid that I will not do very well, or because I'm ashamed to express my opinion in front of others in my second language. But definitely I am sure that this hurting my career. "

Anonymous

"Hello to all of you wonderful Parrots... First off, I would like to say, that I really enjoy the editions you all have worked very hard and diligently on. I love receiving them and reading them...There have been a few that I enjoyed so much that I have forward them to some of my friends and family from back home (near Bakersfield, Ca. and in Washington State). So yes, your great work is traveling around. Keep up the good work. I am currently an Adjunct Counselor with EOP&S. I have been working here for close to 3 years now. My first language is Spanish. So to answer your question: Although I was born in the U.S. Spanish was the only language spoken at home growing up and even now when I go home to visit. I speak, read, and write Spanish and English fluently; however, English has become more dominant in my daily life. Interestingly when I'm having a conversation, in my head I am thinking in Spanish of what my next sentences will be and I am quickly translating and verbalizing in English what I'm thinking in Spanish. Also, there are times when I am day-dreaming, thinking about how my day went, or thinking of my lectures, but I am thinking them in Spanish not English. What I find fascinating and I believe it will continue for ever is that no matter whichever new and interesting languages we learn to speak, we will always refer back to our native roots. Oh, how lovely is life." Have a great day ya'll.

Judith Valdez
EOP &S Counselor


"I started working at ARC three years ago. It has been a very interesting and fun experience so far. Having an accent and communicating with hundreds of students every day who have different backgrounds, cultures, and educational levels has taught me many lessons how to be effective and clear in expressing myself. Most students are satisfied with my English and thankful of the service I provide; however, there are a very few students who think that having an accent is a sign of knowing less about my job requirements. I've had a student who was complaining about my accent after I refused to do whatever she wanted me to do in order to fix the situation. Therefore, I had a colleague with perfect English explain to her the same procedure I was offering. What made me laugh in that situation was that a few minutes later she came to me and asked me to fill out the student petition form for her, because, as she said, she couldn't spell. The petition was approved."

Rima Alekyan
Admissions/Records

"When I was about eight years old, my sister started studying German language. I remember holding a book and flipping pages. I was thinking, "How is it possible to understand and speak a different language?" At that time, I was gaining reading skills in Russian and in my mind I was trying to connect my knowledge of the Russian alphabet with letters that I saw in the German language book. The concept that I developed during the whole experience is to transliterate phonetically rather than translating the word. For example, the letter "A" in the German would sound like a Russian sound "Ah". My sister quickly refuted my theory. It was puzzling to me how people could understand and speak a different language. Many years have gone by since and I am very excited to understand and express myself in English now. The concept is not so foreign to me anymore. My kids are now able to communicate and have their dreams at night in English. I imagine that in the not-so-distant future, my grandchildren will have English as their first language and have the same puzzling questions about the Russian language I had when I was a child. On the other hand, I am concerned how people perceive me when I express myself. I know that words can make people happy or upset. I know my words impact people. I even think sometimes that speaking in English is an art and every time I speak I create a master piece."

Masha Yarmolyuk
Humanities Clerk

Parrot Warbling



Grappling with Grammar

Why do we say "I were", "he were"?

Why do we say "I were", "he were"? We sometimes hear things like "if **I were** you, I would go" or "if **he were** here, he would tell you". Normally, the past tense of the verb "to be" is: I was, he was. But the *if I were you* structure does not use the past simple tense of the verb "to be". It uses the **past subjunctive** of the verb "to be". In the following examples, you can see that we often use the subjunctive form **were** instead of "was" after:

- if
- as if
- wish
- suppose

Formal	Informal
(The were form is correct at all times.)	(The was form is possible in informal, familiar conversation.)
If I were younger, I would go.	If I was younger, I would go.
If he weren't so mean, he would buy one for me.	If he wasn't so mean, he would buy one for me.
I wish I weren't so slow!	I wish I wasn't so slow!
I wish it were longer.	I wish it was longer.
It's not as if I were ugly.	It's not as if I was ugly.
She acts as if she were Queen.	She acts as if she was Queen.
If I were you, I should tell her.	Note: We do not normally say "if I was you", even in familiar conversation.

<http://www.englishclub.com/grammar/verbs-subjunctive.htm>

Beak Speak

- The first use of the word "robot" to describe advanced humanlike machines was in 1920, in R.U.R., an early science fiction play. It comes from the Czech word *robota*, meaning "compulsory labor."



- The verb "cleave" has two opposite meanings. It can mean to adhere or to separate.
- Until the seventeenth century the word "upset" meant to set up (i.e. erect) something. Now it means the opposite: "to capsize."
- "Dreamt" is the only English (British English) word ending in "mt."
- The word "arctic" is derived from the ancient Greek word for bear, *arktos*. The reason is that the constellation of Ursa Major, the Great Bear, lies in the northern sky

<http://www.sentex.net/~ajy/facts/literature.html>

Idiom-Attic



The Early Bird Catches the Worm

Marc, the lines for the rock festival are going to be miles long! If you expect to get tickets for yourself and Mary, remember that old saying. "**The early bird catches the worm**"

I guess you're right. Mary is looking forward to the concert, and I'd hate to disappoint her. I'll get up real early to **get a place at the head of the line**.

That way I'll get the tickets I want, for sure!

<http://www.englishdaily626.com/idioms.php>

A Parrot's Christmas

*T'was the night before Christmas and all through the nest,
not a wing was a flutter; we birds were at rest.
Our feed cups were hung by the cage doors indeed,
in hopes that Santa would fill them with seed.*

*We Parrots were perching all snug in our beds,
while visions of pine nuts danced through our heads.
After another long day of taking our flap,
Mom and Dad settled down for a long winter's nap.*

*When out on the lawn there arose such a clatter,
I sprang from my cage to see what was the matter.
Away to the window I flew like a flash,
chewed open the shutters and threw up my mash.*

*The moon on the breast of the new-fallen snow,
looked as bare as my chest (well, what do you know?).
When what to my beady eyes should appear,
but a miniature sleigh and eight tiny reindeer.*

*With a little grey driver, so lively and quick,
I knew in a moment he wasn't too slick.
Hey Senegals, and Conures, and Yellow Napes, and Toucans,
Macaws, and Eclectus, and all you Moluccans.
To the top of your perches (don't splatter the wall),
now listen, now listen; can you hear our loud call?*

*As seed shucks that wild parrots make fly,
when they meet with an obstacle;
take that in your eye!*

*So up to the nest-top those reindeer they flew,
with a sleigh full of toys, and Santa Bird too.*

That's when I heard it, (was it The Real Macaw?)

*the scratching and digging of each little claw.
As I flew back to my cage and was turning around,
down the chimney Santa Bird crashed - - a terrible sound.*

*He was dressed all in feathers from his head to his foot,
and his wings were all tarnished with ashes and soot.*

*Zac Squiggles' safe toys he had flung on his back,
and he looked like a vulture awaiting a snack.
His eyes, how they twinkled! His strutting, how merry!
his grey wings enormous, his red tail like a cherry!*



*His sharp little beak was as black as a crow,
and the skin on his chest was as bare as the snow.
The stump of a cracker he held tight in his bill,
and he gobbled the crumbs 'til he'd had his fill.*

*He had a grey face, and a round naked belly,
that was as ugly and pink, as a ham from the deli.
He was chubby and plump, a right jolly grey elf,
and I laughed, when I saw him, cause he looked like myself.*

*But, he let me know I had nothing to dread,
everything was okay, cause my tail was red.
He spoke lots of words, while he continued his work,
and filled all the treat cups, then called me a jerk.*

*And laying a wing-tip aside of his beak,
up the chimney he rose like a sneak.
He sprang to his sleigh, to the team gave a whistle,
and away they all flew, like the down off a Quetzal.*

*But, I heard him shriek, ere he flew out of sight,
"Pine nuts to all, and to all a good-flight!"*

<http://www.oldworldaviaries.com/text/humor/christmas.htm>

Silly Vasily's Chuckle Chamber



One Christmas, Joe and Peter built a skating rink in the middle of a field. A shepherd leading his flock decided to take a shortcut across the rink. The sheep, however, were afraid of the ice and wouldn't cross it. Desperate, the shepherd began tugging them to the other side.

'Look at that,' remarked Peter to Joe, 'That guy is trying to pull the wool over our ice!'

Rigoberto's Riddles

What nationality is Santa Claus?


Answer: North Polish


Who is never hungry at Christmas?

Answer: The turkey, he is always stuffed

What do you call people who are afraid of Santa Claus?

Answer: Claustrophobic





Netscape - Articles from the Web

Interesting Facts About Christmas

- Santa Claus has many different names around the world including Father Christmas in the UK, Pere Noel in France, Kriss Kringle in Germany, La Befana in Italy, Julinisse in Denmark, Dedushka Moroz (meaning Grandfather Frost) in Russia and the Three Kings in Spain and Mexico.
- The typical image we have of Santa Claus dressed in red clothes with white fur trim, is an amalgamation of cultural input over many years. Some people claim the image of Santa we know today is from Coca-Cola advertising, but this simply isn't true. The standard Santa garb was well established by the 1920s and it wasn't until the 1930s that Coca-Cola first used the Santa Claus design in their advertising.
- The word Christmas comes from Cristes maesse, or "Christ's Mass." There is no set date for his birth in scripture and it wasn't celebrated on any particular day. However Christmas was first celebrated on the 25th of December in Rome in 336AD with an aim to replacing the popular pagan winter solstice celebrations
- The first Christmas card was designed in 1843 by J.C. Horsley
- The twelve days of Christmas are the days between Christmas Day and Epiphany (6th of January) and represent the length of time it took for the wise men from the East to visit the manger of Jesus after his birth.
- Popular belief holds that 3 wise men visited Bethlehem from the east bearing gifts. However there is no mention in the bible about the number of wise men who visited. Three gifts were brought - gold, frankincense and myrrh, but names commonly attributed to the wise men - Gaspar, Melchior, and Balthasar were added some 500 years later.
- In Greek legend, malicious creatures called Kallikantzaroi sometimes play troublesome pranks at Christmas time. In order to get rid of them, salt or an old shoe is burnt. The pungent burning stench drives off, or at least helps discourage, the Kallikantzaroi. Other techniques include hanging a pig's jawbone by the door and keeping a large fire so they can't sneak down the chimney.
- English Puritan leader Oliver Cromwell banned Christmas between 1647 and 1660 because he believed such celebrations were immoral for the holiest day of the year.
- The first postage stamp to commemorate Christmas was issued in Austria in 1937
- In Italy they have no Christmas trees; instead, they decorate small wooden pyramids with fruit.
- In 1836, Alabama is the first state in the USA to declare Christmas a legal holiday.



- At midnight on Christmas Eve 1914 firing from the German trenches suddenly stopped. A German brass band began playing Christmas carols. Early Christmas morning, the German soldiers came out of their trenches, approaching the allied lines, calling "Merry Christmas". At first the allied soldiers thought it was a trick, but they soon climbed out of their trenches and shook hands with the German soldiers. The truce lasted a few days, and the men exchanged presents of cigarettes and plum puddings, sang carols and songs. They even played a game of Soccer.
- In Caracas, the capital city of Venezuela, it is customary for the streets to be blocked off on Christmas eve so that the people can roller-skate to church.
- An artificial spider and web are often included in the decorations on Ukrainian Christmas trees. A spider web found on Christmas morning is believed to bring good luck.
- It is a British Christmas tradition that a wish made while mixing the Christmas pudding will come true only if the ingredients are stirred in a clockwise direction.
- A traditional Christmas dinner in early England was the head of a pig prepared with mustard.
- Sending red Christmas cards to anyone in Japan constitutes bad etiquette, since funeral notices there are customarily printed in red.
- In Norway on Christmas Eve, all the brooms in the house are hidden because long ago it was believed that witches and mischievous spirits came out on Christmas Eve and would steal their brooms for riding.

Customs, Superstitions & Traditions About New Year's

Traditions to bring good luck for the New Year are as old as the celebrations and come from all corners of the world.

Many cultures count a tall, dark and handsome man crossing the threshold as a sign of good luck, but if the first person to enter the house is a red headed woman...the year is sure to be stressful. What single girl would argue with that one!

Others involve housecleaning...brushing the bad luck of the past out with the dust. Holding a piece of silver or gold as the New Year begins is said to increase the chances of prosperity in the coming year...some place a silver coin over the doorway or a penny on the windowsill.

An Irish tradition involves banging on the door and walls with Christmas bread to chase the bad luck out and bring good spirits to the household with the promise of bread enough in the New Year. This is probably related to the tradition of banging pots and pans in Iran, or the ancient tradition of using firecrackers to welcome in the Chinese New Year.

The youngest boy in the household lighting a candle at dusk to burn through the night until morning light is another Celtic tradition that may be a citified version of lighting bonfires to keep away the evil spirits or a carryover of the Samhain tradition of lighting tapers in the windows to

chase the evil spirits.

In the Philippines, children jump up and down at midnight to make sure they will grow tall. In Asia, sunrise celebrations and honoring of the ancestors and elders brings luck.

German's drop melted lead into cold water and take turns interpreting the results. This tradition has become so popular that kits are sold that include the lead pellets and suggestions for reading the results.

Then there are the foods. Chiacchiere, or honey drenched balls of fried dough, always ensure a sweet year in Italy. Grapes, one for each month, make for a lucky year in Spain and many Latin countries. Eating pork, all kinds of greens, cabbage, sauerkraut, the Southern U.S. tradi-

tion of black eyed peas or anything that forms a circle - such as donuts or pretzels - make for good fortune in the coming year. In Korea, bowing to the elders and deokguk, Rice Cake Soup, are part of the sun rise celebrations.

These ancient holiday traditions are as varied as the lands where they are from, but they all have one thing in common: sharing warm personal wishes with friends and family for much happiness, health and prosperity in the New Year...

http://www.chiff.com/home_life/holiday/new-year-traditions.htm



"Happy New Year!" in Other Languages

Arabic: Kul 'aam u antum salimoun

Brazilian Portuguese: Boas Festas e Feliz Ano Novo.

Chinese: Chu Shen Tan.

Czechoslovakia: Scastny Novy Rok.

Dutch: Gullukkig Niuw Jaar.

Finnish: Onnellista Uutta Vuotta.

French: Bonne Annee.

German: Prosit Neujahr.

Greek: Eftecheezmaenos o Kaenooryos hronos.

Hebrew: L'Shannah Tovah Tikatevu.



Hindi: Niya Saa Moobaarak.

Irish(Gaelic): Bliain nua fe mhaise dhuit.

Italian: Buon Capodanno.

Khmer: Sua Sdei tfnam tmei.

Laotian: Sabai dee pee mai.

Polish: Szczesliwego Nowego Roku.

Portuguese: Feliz Ano Novo.

Russian: S Novim Godom.

Serbo-Croatian: Scecna nova godina.

Spanish: Feliz Año Nuevo.

Turkish: Yeni Yiliniz Kutlu Olsun.

<http://www.fathertimes.net>

Text Messaging -- Not for Academic Writing and Applications!

Advantages and Disadvantages of Text Messages

Text Messaging is silent communication between two individuals. You can send text messages to each other without other people being able to hear what is being said. Text messaging has its advantages over making a regular phone call on your cell phone. They enable you the privacy to exchange messages with each other without fear of other people knowing what you and another individual are talking about. You can also send pictures in text messages instantly.

They are also good to use to notify friends and family members if you are going to be a few minutes late to lunch or dinner. They also allow you to send a quick note to arrange a lunch appointment with someone such as your best friend without interfering much with each other's busy schedules. Text Messaging is nice to be able to remind others about a certain meeting time. Text Messaging is nice since you are able to send messages to people when you are in a movie theater or important meeting without interrupting the other people close to you.

Text messages have their advantages and disadvantages at times. One of the advantages of text messaging is that you can customize quick notes automatically to send to someone without having to type a question or sentence each time. One thing that we like the most about Text Messaging is the ability to be able to send a message to someone to ask them to call you later regarding something important. At the same time though it doesn't interrupt them with a phone call. It allows them to respond back to you when it is most convenient to them.

One of the disadvantages is sometimes you don't receive all incoming messages from people. Often a person's text messaging box will get so full with incoming and sent text messages. In the event that the box gets too full then the person can no longer receive anymore messages unless he or she deletes some of them.

Text Messaging Also Requires Politeness

Text messaging is everywhere. Everyone who has a cell phone can usually use text messaging instead of the old beeper to send a message. While text messaging is convenient,

there are certain rules to remember before you press the "send" in your keypad.

1. Remember that most people are new to text messaging. Do not assume that they know what you mean when you say "y" instead of yes. Do not use "C u latr" when the other person is not a whiz-texter. A polite texter uses straight English for the receiver to understand.
2. Do not text anyone for the sake of texting. If you have nothing to say, refrain from sending "nonsensical" messages like "I m ok" or "D day is fine, d sun is up". Remember that the receiver may not even care if you are okay today or if the day looks good.
3. Reply right away if you can to text messages. If you get a message that asked "Will u b @ home 2nite?" it is polite to say either yes or no - or explain further with a text message.
4. Never propose through a text message or say "I luv u" using SMS. People still prefer to be told in person and in a more romantic setting that they are loved or that you want to marry her.
5. Never send smileys and NOTHING more. If you are to send a picture message or a smiley, at least make the other person know why you're sending him/her the message.
6. While it is okay to apologize using a text message make sure that you follow it up with a voice call or better still, go to the person and tell him/her you are sorry. You can start by saying "Did you get mt text message...?"
7. Never answer stray messages. Talking to a complete stranger is not exactly a wise idea. The idea of having "textmates" is great as long as you KNOW them. Do not give out personal information via text messaging.
8. Before using the text lingo, be aware of the receiver's personality. It would be inappropriate to send your boss the text message. "i m @ walmart". Use "real" English.
9. Be a good texter. Never use text messaging to vent your anger towards the receiver. That is impolite and downright crude.



Shorthand

a.k.a. acronyms, abbreviation, initialism, logogram, logograph, pictogram, pictograph, shorthand, text message shorthand, text messaging shorthand

In the old days (circa 1980) "shorthand" still referred to a system of rapid handwriting using symbols to represent words, phrases, and letters. Think of dictation, only secretaries knew how to write in abbreviated or symbolic form. Today, it is online users who are in the know. Shorthand in the 21st century refers to the abbreviated or symbolic messages typed back and forth via texting or IM, and seen in email messages, online [[chat room|chat rooms]], blogs, or newsgroup postings.

Shorthand often looks like an acronym because it is sometimes typed in all uppercase (for example BFF means "Best Friends Forever") or it looks like a series of keystrokes typed in all lowercase (for example :::poof::: means "I'm gone"). The difference between acronyms and shorthand is that with acronyms, you pronounce the letters as a new word (for example, BOHICA is pronounced "bow-hee-ka" and WYSIWYG is pronounced "whiz-ee-wig"). In contrast, shorthand pronunciations are generally pronounced by saying the letters one-by-one and not pronouncing it as a word (for example, TBD is pronounced "T-B-D" and GMTA is pronounced "G-M-T-A").

Linguistically speaking, in shorthand there is a further difference between an initialism and an abbreviation (for example, "ESP" is an initialism for "extra sensory perception" whereas "esp." is an abbreviation for especially). And to really mix things up, sometimes the shorthand isn't even shorter than the original phrase (for example: "dewd" means "dude" and "kewl" means "cool"); terms like this are also known as leetspeak. The common practice online is to refer to any shorthand, initialism, or abbreviation as an acronym.

The most noticeable feature of text orthography (a method of specifying the correct way of using a writing system to write a language) is the use of single letters, numerals, and typographic symbols to represent words, parts of words or even noises. For example:

b = be
2 = to
@ = at
x = kiss

When graphic units are used in this way, they are technically known as logograms or logographs (or in the case of some languages, characters). Logograms in texting may be used



(Oh my God!)

alone, or in combination:

b4 = before
@oms = atoms
2day = today
xxx = kisses
zzz = sleeping

Pictograms or pictographs, on the other hand, refer to visual shapes or pictures that represent objects or concepts. For example, emoticons and straight-on smileys are pictograms, and are also known as ASCII art. For example:

:-) = smile
;-) = wink
:-@ = screaming
(*o*) = surprised
(^_^) = cute

Here are a few examples of lowercase shorthand:

4eva (forever), addy (address), buhbye (bye), cos(cuz) (because), c ya (see ya), d00d (dude), dewd (dude), ditto (same, here), dunno (i don't know), every1 (everyone), gawd (god), gg (giggling), grrlz (girls), guvment (government), hag1 (have a good one), huh (what?), i h8 it (i hate it), kewl (cool), luser (loser, mmk (mmm&ok), ne (any), ne1 (anyone), ne-wayz (anyways), nic (nickname or username), nm, u (not much, you?), no praw (no problem), nth (nothing), peeps (people), pix (pictures/photos), :::poof::: (i'm gone), r (are), r u goin (are you going?), smt (somethingshhh (quiet), sk8er (skater), sok (it's OK), some1 (someone), sth (something), sup (what's up?), sweet<3 (sweetheart), to, go nookleer (to explode), tripdub (triple w), troo (true), u (you), ur (your), w3b (www), wirlD (world), w's^ (what's up?), wub (love), wut^ (what up?), wuz (was), wuzup, (what's up?), wymyn (women), Xtian (Christian).

<http://www.netlingo.com/word/shorthand.php>

Some More Parrot Fun Stuff



Christmas Wordsearch

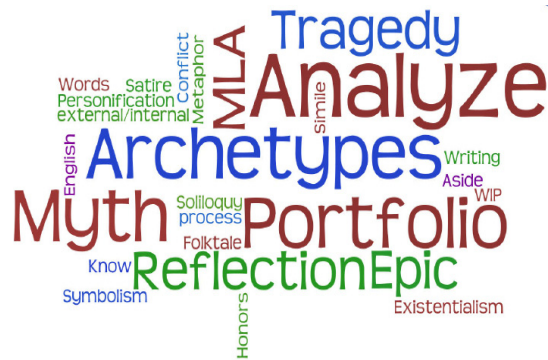
Find and circle all of the Christmas words that are hidden in the grid. The remaining letters spell a secret message. Find the answers at www.puzzles.ca

E N A C Y D N A C H T A E R W S S
 T H I S S N O I T A R O C E D H Y
 E G G N O G M E H E L H T E B E O
 G I F T S F R U I T C A K E T P T
 R E G N A M H F R I E N D S F H S
 S L T R E E I E C S C S R R S E E
 T S H N E G A S A A E A A A T R J
 H A R A S E N N T L N N R A T D E
 G I E G S E T I C L K D K O G S S
 I T E G L A K I K I E S L O L T U
 L T W O B E C A N C O T L E N S S
 F E I B E I I C L G O D O E S N J
 A S S O L L E R A F C T M E M O O
 M N E T L N B N B N W A S Y A W S
 I I M T S O G A B A N O R E R M E
 L O E E J E O L T R G R N D Y A P
 Y P N Y L L O H O S H L Y S S N H

- ANGEL
- BELLS
- BETHLEHEM
- CANDLES
- CANDY CANE
- CAROLS
- DECORATIONS
- EGGNOG
- FAMILY
- FRANKINCENSE
- FRIENDS FRUITCAKE
- GABRIEL
- GIFTS
- GOLD
- GREETING CARDS
- HOLLY
- ICICLES
- JESUS
- JOSEPH
- LIGHTS
- MANGER
- MARY
- MISTLETOE
- MYRRH
- ORNAMENTS
- POINSETTIA
- SANTA
- SHEPHERDS
- SKATES
- SLEIGH
- SNOWFLAKES
- SNOWMAN
- STABLE
- STAR
- STOCKING
- THREE WISE MEN
- TOBOGGAN
- TOYS
- TREE
- WREATH

Words We Love to Say in English A Survey Taken of Professors, Friends, and L40 Students

- “Plethora”-- Prof. Moon
- “Teacher” -- Prof. Harris
- “Leta” -- Prof. Montgomery
- “Chaos/Cacophony” -- Prof. Ryther
- “Majestic” -- Mr. Moon
- “Thank you, Love” -- Prof. Bourgi
- “Forgive” -- Prof Hindman
- “Honor-Reputation is what other people know about you. Honor is what you know about yourself” -- Prof. Selseleh



L40 Responses

- Baby
- Excellent
- Wonderful
- Sunrise
- Miraculous
- Children
- Lovely
- Christmas
- Beautiful
- Daughter
- Food
- Cute,
- Sky
- Favorite
- Patient
- Love

What word do you like to say in English? E-mail your response to moone@arc.losrios.edu

The Three Sisters: Rada, Ella, Inga (Counselors on Courting)

Dear Sisters,

If your boyfriend gives you an ugly and cheap present, what should you do?

Gisela

"I would make a very good dinner. After that I'd call all our friends and ask them to come over for dinner. When they all came to my house, I'd show them my boyfriend's presents. I'm sure that my boyfriend would not like that, but this is not the end. I'd give our friends a few minutes and then I'd ask them, "Do you like those presents?" I think our friends will ask me, "Who gave you those really ugly and cheap gifts?" I wouldn't tell them, but I'd ask my boyfriend to put them away."

Rada

"First, you should tell him thanks! Then ask him to go shopping with you to buy a present for your girlfriend. Don't forget! You had better have a lot of money because you should buy some beautiful and rich presents to show him what kind of presents are supposed to be, special for his

girlfriend. When you get in the store you should make a lot of comments like, 'Oh...this is too cheap. How about that one, sweetheart?' 'Oh...now that one is ugly. Don't even look at it. How about this one? It costs \$250. It's not so expensive and I like it'. I think she would like it too. Ask him if he likes it too...If he is a smart guy, he'll understand that his present was cheap and ugly!"

Ella

"At first, you have to talk more with him about those things you want, and you like. It helps him to know what you like. Secondly, show him presents that you got from other guys. You have to make a lot of comments about those nice presents, which are NOT from him. Finally, you have to say how you like those presents and how good and nice those guys are who gave them to you!!! Be careful! Those presents have to be from other

GUYS, maybe your brother or cousin or someone else...Guys HATE when girls compare them with other boys!!! The comparing will make your boyfriend mad and angry, and it always works!"

Inga



Ella, Rada, Inga

Granny Noetal

Dear Granny,

How come the Parrot never publishes a photo of the full Trail Mick – just a photo from the waist down?

Curious George

Dear George,

I talked to Mick over the phone and he basically said that he was "putting his best foot forward", that is, his lower torso was more appealing than his upper. I really didn't know what to say. Maybe it would be like getting a photo of Bigfoot, so for now we'll have to be content with those knobby knees and pigeon toes. I'm just glad that no one is asking for a half photo of Granny. I like appearing in full blossom.

Granny



Granny's Top Ten Ideas for Holiday Gifts

10. An ARC sweatshirt.
9. Tickets to an ARC theater production.
8. Lunch for two at the Oak Cafe.
7. Dinner for two at the Cafeteria.
6. A semester parking pass.
5. An issue of the AR Review.
4. A year's subscription to the Current. (free!)
3. A self-guided tour of the Police Station.
2. A Parrot, the publication, not the bird.

Granny's #1 Holiday Gift?

A PARROT -- the bird! (not the publication)

To contact Granny: braccop@arc.losrios.edu

Parenting the Parrot Way!

Love



Prof. Moon's kids

Just the other day my youngest asked me how he knows that I love him. He wanted to count all the ways I show him love. After we finished 'counting' all the ways I show love to him, I read this article from *Growing Child*. It reminded me that in this busy season of joy, it is even more important to remember to focus on the small moments with our children to remind them of our family love for each other.

How Do You Tell Your Child You Love Her?

Every day . . . and in many ways . . . your child needs to know how much you love him/her and what a special treasure he/she is to you. Love is more than a feeling; it is a way of being with the person you love that makes him/her feel safe, comfortable, important, understood, and wanted. We all like to have these feelings.

Don't assume your child knows you love him/her just because you know that you do. Many adults complain that they did not feel loved as children even though their parents felt they were treating them lovingly.

Here are some guidelines to help you express your love to your child in a way that helps him/her know of the love you have for him/her.

1. What you say to your child and how you treat her are both important. Your words and your actions should deliver the same message. For example, you may tell him/her that she is more important to you than anything you have. But if you react very harshly when she breaks one of your possessions, she may have doubts that she's really more important.

2. Point out the qualities that you love and admire in him/her. Let him/her know often how much you love him/her and how glad you are that he/she's yours. Tell him/her how special you think he/she is. Notice the things he/she does well. Compliment him/her on how thoughtful or helpful he/she is. Let him/her know when you are proud of him/her. Make sure that he/she knows that you always love him/her, no matter what.

3. Show him/her through your actions how much you love him/her. Touch him/her gently and often. Hug him/her, put your arm around him/her, hold his/her hand, put your hand on his/her back. A child who is used to being touched in love learns to use touch lovingly.

As often as you can, get down to his/her level so you can look into his/her eyes, especially when he/she's talking to you. Even when you have to talk to him/her about something he/she's done that you don't like, look him/her in the eyes as you explain your feelings.

Try to keep your voice calm and firm. You'll communicate better when the sound of your voice makes him/her feel safe rather than anxious or afraid. Be aware too of what your facial expression communicates. No matter what mistakes he/she makes, you'll help him/her improve if you can stay calm and deal with the problem in a loving and supportive manner.

4. Let your child know that you trust him/her through your words and actions. Give her room to make mistakes. That's how he/she'll learn. Taking responsibility for himself/herself in any area of his/her life requires practice. Assume a helpful "let-it-be" attitude, offering guidance without taking over for him/her.

Give him/her the benefit of the doubt when you are tempted not to believe in him/her. If he/she feels you trust and believe in him/her, he'll/she'll want to be honest with you and live up to your trust. You will be teaching him/her, by your example and by your treatment of him/her, to trust you.

5. Treat your child in a way that respects his/her needs, rights, and feelings as a human being. Being a small child, he/she has much growing to do. There is much that he/she doesn't know or understand. It is your job to help him/her,

while always showing respect for his/her judgment. Treat him/her as you would wish to be treated yourself. Remember that he/she will learn and grow best when you are patient, supportive, kind, and understanding. Try not to rush him/her or to impose unrealistic expectations. Listen to what he/she is telling you by his/her words and through his/her actions. Use these messages as you guide him/her, one step at a time, toward becoming an adult who can respect himself/herself and others.

6. Give of yourself to your child. All the toys and special learning activities in the world are not as important to him/her as your time, your attention, your love. Your life is probably very full and busy. You don't have as much time as you'd like to spend with your child, so try to make the best possible use of the time you do have together.

For example, before breakfast, take a moment to be with him/her. Look into his/her eyes and squeeze his/her hand. Tell him/her "good morning." Let him/her know how glad you are to see him/her. It doesn't really take that long to let him/her know you care. Thirty seconds here and there throughout the day to share a few moments of love and conversation can make the rest of his/her day and yours more rewarding.

7. Don't "smother" your child with love and attention. It's not easy to be a parent. Sometimes all the advice from "experts" can make you worry that you're not doing enough. Guilt can make you over-protective and over-directive of your child. Try to be alert to how your behavior affects him/her without becoming anxious about it. If you make mistakes, try to learn from them. Then let them go.

The wonderful thing about young children is that you get a new chance with them each moment; they don't hold resentments for long.

Give your child a chance to be his/her own person. Don't do things for him/her that she can do for himself/herself or protect him/her from the natural consequences of his/her own mistakes.

Expect him/her to take responsibilities for himself/herself of which he/she is capable. Let him/her do some things his/her way, without your telling him/her what to do, what not to do, when to do what he/she does, and how well he's/she's done it. He/She needs to start now to learn some independence from you.

8. Treat your own child with at least as much concern as you do the children of friends, relatives, and strangers. Without thinking, we may sometimes treat those we love with less consideration than we give complete strangers. It is easy to get caught in the trap of worrying about what others will think and to take for granted



ESL Prof. Elizabeth Moon

the love and loyalty of our own family members.

It's much better to risk the disapproval of a stranger or even someone you know well than to choose their needs over your child's needs.

Show your child that she's more important than anyone outside the family. Stick up for him/her, even if you think he's/she's wrong. You can talk to him/her later in private, but don't embarrass him/her in front of others.

Don't compare him/her with other children. Never tell him/her you wish he/she were like some other child. Show him/her how precious he/she is to you.

9. Be honest and direct with your child in asserting your own feelings, needs, and expectations. In trying to be aware of and concerned about his/her needs and feelings, don't neglect your own. You'll be better able to care for her if you care for yourself. Too much self-sacrifice almost always leaves one feeling exhausted, drained, perhaps even resentful.

You need time for yourself. Don't hesitate to tell him/her so. If you don't wait until you're at the end of your rope, you can express your needs to him/her as kindly as you want him/her to do if the situation were reversed.

Remember all these are just the ideal and for many of us would require super-human effort every minute of everyday. However, it's always positive for us to have suggestions for what we should be striving to achieve and to have the patience to know that'll we'll make lots of mistakes. Making mistakes is a valuable lesson and positive part of life because it gives each of us, young and old a chance to learn.

Mim's Cafe

Welcome to the last recipe of the semester. I have enjoyed sharing recipes with the Parrot fans. Have a wonderful winter break. See you again next semester. If you are looking for not-so-sweet dessert recipes, try the ones below. Because the pie-filling recipe calls for molasses and extra eggs, your pies will be richer in color and will have a more custard-like texture. If you are not counting calories, I recommend you try the pumpkin pie cake. Again, if you have a favorite and easy recipe that you would like to share, send me a copy to: montgot@arc.losrios.edu.



Prof. Montgomery with happy eater.

Pumpkin Pie/ Pumpkin Pie Cake

Ingredients

- 1 can of Libby's pumpkin (29 oz)
- 1 -1/3 cups of sugar
- 2 tsp of cinnamon
- 1 tsp of salt
- 1 tsp of ground ginger
- ½ tsp of nutmeg
- 6 eggs
- 2 - 12 oz cans of evaporated milk
- 2 tbsp of molasses
- 2 deep dish pie crusts
- For Pumpkin pie cake, you need these additional items
- 1 box of yellow cake mix
- 2 sticks of butter or margarine, melted
- 1 cup of chopped honey-glazed walnuts (or plain baking walnuts)
- 1- 9"X13" inch of baking pan



Cooking Instructions

For pumpkin pie:

1. Mix sugar, salt, cinnamon, and nutmeg together and set aside.
2. In a big bowl, beat eggs with a mixer until fluffy.
3. Slowly add sugar and cinnamon mixture
4. Add pumpkin, molasses, and evaporated milk. Pour in two deep dish pie crusts and bake for 45-50 minutes at 350°.

For pumpkin pie cake:

1. Grease a 13" X 9" pan.
2. Pour pumpkin pie batter above into baking pan.
3. Sprinkle the yellow cake mix on top.
4. Drizzle melted butter over the cake mix.
5. Sprinkle chopped nuts on top of the butter.
6. Bake at 350° for 1 hour and 15 minutes or until cooked.

Ten Facts About Pumpkin Pie

- Pumpkin pie was not served at the first Thanksgiving, though pumpkins were used in other recipes at the time.
- The American colonists used pumpkin in pie crusts, but not in the filling.
- The type of pumpkin pie we know today was not made until the 1700s.
- The first recorded recipe for "modern" pumpkin pie was published in 1796 in American Cookery by Amelia Simmons. It was called 'Pompkin Pudding.' The cookbook was the first one devoted to foods native to the Americas.
- In 1929, Libby's canned pumpkin was introduced to America. Libby's is not actually pumpkin but another kind of squash called a Dickinson that also has orange flesh.
- Libby's bought all the rights to the Dickinson and has developed its own version of the squash, called Libby Select No. 12, over which the company holds proprietary rights.
- Every year, 50 million pumpkin pies are made using Libby's canned product.
- Nestle bought Libby's in 1971.
- Morton, Illinois, where the main Libby's processing plant is located, calls itself the pumpkin capital of the world.
- The world's largest pumpkin pie weighed over 350 pounds and was made with 80 pounds of pumpkin, 36 pounds of sugar, and 144 eggs.

Boots on the Ground: Get Slick with Trail Mick

Sweetwater Trail, Folsom Lake State Recreation Area

Many of the small creeks in the Sierra foothills dry up in the summer. Sweetwater Creek is among the exceptions. The water in this little stream flows year around, down a wild canyon and into the Sweetwater arm of Folsom Lake. Just one of many hikes near Folsom Lake, a pretty walk near Sweetwater Creek offers both wide-open views and quiet woods. The hike is only about two miles long in all, and should take you about an hour to complete. To get there, drive on highway 50 east from the Sacramento area past Folsom to the El Dorado Hills Boulevard exit in El Dorado Hills. Take El Dorado Hills Boulevard north for a few miles to a traffic signaled intersection at Green Valley Road. Continue across the intersection onto Salmon Falls Road, which begins here. Drive on Salmon Falls for three and one-half miles until you reach the bottom of a canyon, where you will cross a creek over a small bridge. Just past the bridge on the left you will see limited dirt parking space and an iron gate. Park your car off the road here, making sure to stay clear of the gate.

The Sweetwater Trail begins just beyond the gate. Just a hundred or so feet from the trailhead the trail forks. As I like to make a "loop" of the walk, I take the left fork, which travels briefly through oak woods before opening up to a large grassy meadow. The meadow is actually the area between the current waterline of Folsom Lake and the high waterline marked by a line of trees. Most of the time there is plenty of hiking room between the lakeshore and high watermark. The trail traverses this open area, which becomes covered with Lupines and other wildflowers in spring. Off to the left you will be able to hear, and occasionally glimpse, the stream as it flows toward the lake. (You might get the urge to leave the trail to investigate.) After some distance the trail arrives at the crest of a low hill. From there you will get a good view of the lake. Folsom Lake here is actually the South Fork of the American River, a portion of which was drowned when Folsom Dam was constructed in the early 1950's. Across the narrow lake is the rugged and

remote Peninsula area. The trail then trends to the right as it descends toward the Lake. Soon, the marked trail ends. Merely follow the lakeshore upstream (eastward) for about a half mile. Fortunately there is little vegetation to slow your progress. Just before the main lake channel becomes steeper, you will enter a small valley marked by a few willow trees. Follow this valley upward to the right, toward the line of Oak trees marking the high waterline. Once at the tree line you will see the official Sweetwater Trail. Turn right onto the trail, which will eventually return you the trailhead. The return trail keeps primarily to the woods.

The trail is open to horses and hikers, and dogs on leashes are permitted. No guns or hunting are allowed. Fishing (for bass, trout, or catfish) is permitted anywhere along Folsom Lake with a valid California fishing license.

See you there!

P.S. CAUTION! Watch out for Poison Oak, which exists in the woods portion of the trail. This shrubby plant has oily, reddish-green leaves in groups of three. Also be careful

where you place your feet. There are rattlesnakes in the area, though I have only seen one on this hike over a twenty-year span.

Finally, I recommend that hikers remain on the Folsom Lake (or north) side of Salmon Falls Road. On the south side of the road is an inviting dirt road that follows Sweetwater Creek upstream through a wild and beautiful canyon. I have hiked that area many times in the past. Unfortunately, Sweetwater Canyon might now be an unsafe place to hike, particularly during summer and fall. In 2002 and again in 2009, law enforcement groups discovered and eradicated large plots of Cannabis there on federal land. These "farms" are believed the works of an organized crime syndicate. Typically, water is diverted from streams to the plots, which are tended and protected by armed employees of the syndicate.



Trail Mick's Xmas Garb

To contact Mick: braccop@arc.losrios.edu

Artie's Corner

Dear Artie,

After I finish my homework on Saturdays, I like to relax and enjoy myself. My problem is that I can find no place to go except for the movies and nightclubs. What kind of art activities are there in Sacramento for a social person like me?

Bored on Saturday Night

Dear Bored,

First of all, I'm surprised that you don't read the newspaper which lists all of the activities in Sacramento. You might want to subscribe to the "Sacramento Bee" and check out the upcoming events section. However, to answer your question, I suggest that on the second Saturday of each month you go to downtown Sacramento, park your vehicle, and take the "Art Walk" through the streets and galleries.

The Art Walk includes visiting a variety of downtown and mid-town art galleries that are open to the public on what is now called "Second Saturday" of each month. No admission is charged to enter these galleries so art lovers can visit as many galleries as they want. Most galleries try to participate in Second Saturday because it introduces an artist's work to the public in a big way. It is also a very fun social event which allows visitors to meet other people who are interested in art and artists. For example, if you go to the 21st Street Gallery, not only will you see some great art displayed, but you might also enjoy some tasty finger food set out by gallery owners for visitors. In fact, most galleries provide food and drink for the busy art walkers. So, if you

haven't eaten your dinner, you can, no doubt, fill up your stomach while you tour our many fine galleries.

Another event that occurs in Sacramento is the one in which many of the city's outstanding artists open the doors to their personal studios for public viewing. When this happens, visitors can actually see where artists produce their art that goes into the galleries. This tour generally happens about once or twice a year. Keep your eyes on the events section of the Bee in order to catch the dates of this fantastic opportunity.

Finally, if you're still bored, clean your house, wash your clothes for the coming week, mow your lawn, and read a good book. You might even do some experimental cooking to serve at a family dinner. I can promise you this: if you take the art walk every second Saturday of the month and join the artists' studio tours, you will never

be bored again. By the way, the famous Crocker Museum Christmas Holiday Arts and Crafts Fair is coming up on Thanksgiving weekend, beginning the Friday after Thanksgiving and running through Sunday afternoon. There will be over 100 artists and craft persons represented there. It is a perfect place to shop for Christmas gifts because prices range from low to high, and there is a wide selection of gifts. Don't miss it. I assure you that you won't be bored, and you'll, no doubt, see me there because I am one of the coordinators as a member of the Creative Arts League of Sacramento. Bring your families and Happy Holidays!

Artie

To contact Artie: whiteg@arc.losrios.edu



Prof White -- Artie's Mentor

So it combines both my interests – sociology and English. It's perfect for me – and I'm really grateful that I am not teaching high school after all! This is such a good job!

Parrot: Why?

Melinda: Well, I get to meet a whole lot of different kinds of students, not just 17-18 years old. You know. I think that's a very difficult job.

Parrot: Really? Why do you think that?

Melinda: Teaching high school? Well, do you know any high school students?

Parrot: No, I don't. I finished high school in my country.

Melinda: Well, I think it is hard to teach in public schools right now in our country because of all the different pressures on teachers to do all kinds of things besides teach. I have a daughter who teaches sixth grade so I see through her eyes how hard it is. I think my job is hard, too, but it is enjoyable. Of course, she seems to love her job too.....

Parrot: That's good.

Melinda: Anyway, I was really lucky to end up here at American River. I was teaching composition part time at Sac State, both ESL and native-speaker classes, and I really liked that. Then an opening came up here in the ESL Department, and I was lucky to get hired. It is a wonderful place to work.

Parrot: Do you like to teach ESL students?

Melinda: Yes, I do because, by definition, they have backgrounds very different from mine, experiences that are always interesting to hear about. I was born here in Sacramento, my parents were born here, I grew up here, and I'm still here. I love Sacramento and its history and the way it is growing, but through ESL students, I can learn about the rest of the world and learn about other ways of thinking than my way of thinking. That's the best part of the job.

Parrot: You didn't teach in another country?

Melinda: No.

Parrot: Would you like to go to teach in another country?

Melinda: In a way, yes. I always thought I would. Originally I wanted to be in the Peace Corps and work for a couple of years in another country. But that didn't work out.

Parrot: What is that?

Melinda: The Peace Corps is an American program that sends people to another country to work with local communities in lots of different ways – helping them build something, learn new skills, maybe learn English. Professor Joye was in the Peace Corps. I always thought maybe I'd do it after I retire because you can volunteer when you are older, too. But now I have grandchildren and I don't want to leave them and the rest of my family. So, I don't know anymore. Maybe I could go somewhere for six months or so – maybe go teach somewhere. That would be fun; I really like to

travel.

Parrot: Is it difficult to teach ESL students?

Melinda: No. I don't think so.

Parrot: Why? Why not?

Melinda: I think just because they are so interesting and they have so much to share. I think it is difficult to teach - period – no matter what you teach – because it can be very demanding, especially when you are a shy person like I am.

Parrot: If you were not an ESL teacher, what would you be?

Melinda: I think I would still be involved in community issues in some way. I don't know. Maybe I'd like to be...

Parrot: Like what?

Melinda: I'd want to be a lawyer, maybe a civil rights lawyer or something. Right now I'm working a little bit on the homeless situation in Sacramento. There is a lot of talk and movement about what to do with homeless right now, and that's really encouraging to me. There are more and more people becoming homeless. We don't have the resources to deal with them, and so things like that intrigue me... If you can do something that can make life better for other people, it seems worthwhile to do it...

Parrot: Would you mind if I asked you some questions about your family?

Melinda: No. I'd like to talk about my family!

Parrot: You told us in Reading 310 that you have many foster kids from other countries. From what countries do you have, and how many?

Melinda: Okay. Not foster kids, because those are kids that you take care of temporarily. My children are adopted permanently. In America, lots of people do foster care and they often do adopt their foster children, but that's not what we did. I have ten children altogether - 3 birth children, 3 children from Korea, 3 from Brazil, and one from Guatemala. Five boys and five girls. Adoption is very rewarding - and very addictive! They are all adults now and doing very well. I'm lucky that all but one live in Sacramento, so I get to see them often.

Parrot: How was the process to bring your adoptive children into the US?

Melinda: Well, first we applied to an adoption agency, and then we had to go through a home study to make sure we could provide a good home for a child. Then we waited first for a child to be assigned to us, and next for the paperwork to go through so the child could come into the U.S. Our adoptions all went very quickly and smoothly. The only country we had to actually go to to pick up the children was Brazil, which was an amazing experience.

Parrot: Could you tell more about your Brazil experience?

Melinda: Well, the laws in Brazil require adoptive families

to go to Brazil and go to court with the children so that a judge can make the final decision about the adoption. We didn't know how long we would have to stay – 3- 7 weeks was an estimate – so it was a little scary. We went in the summer, which was winter in Brazil, and I took my three youngest children with me. My husband and oldest daughter joined us later. Our adoption agency arranged for us to stay in a little house that was built by Swiss missionaries, and we had a British interpreter to guide us through the court system. We were outside of Sao Paulo, which is a beautiful and very huge, modern city, but we were isolated out on a farm with no car or phone or really much of anything. Our guide's family lived nearby and helped us out, giving us eggs, taking the children to buy shoes, inviting us over to watch a video on their television (in Portuguese). Mostly we just survived on a very basic level; keeping clothes clean and making meals was a constant struggle. Because it was winter, the farm had only oranges and lettuce growing, and there was a dairy on it that gave us fresh milk and soft cheese. I made bread constantly, which let's just say is not my normal routine in Sacramento, but it had to be done. When my husband came to join us after three weeks, the one thing I really, really wanted him to bring was yeast to make bread with. It was a scarce commodity. Luckily, I was finally able to get to a phone and get that message to him. After the Brazilian children joined us, there were 6 children, and six hungry children is definitely no fun! So the yeast was a big hit, as was all the candy my daughter brought with her when she joined us. That was an adventure!

Parrot: How did they get accustomed to life in the US?

Melinda: The younger ones adjusted pretty well, learning English very quickly. The two kids adopted at the oldest ages - 11 and 9 - had more trouble, of course. They had to deal with not just learning a new language, but also learning to live in a whole new culture with a lot of strange foods and customs - not to mention a new family - and at the same time deal with the loss of their old identity. They may not have had families in their native countries, but they belonged, they knew how things worked and they had built a certain reputation and identity that they had to leave behind and begin building again. That's not easy.

Parrot: Was it difficult for the older children to study another language? Why?

Melinda: It was difficult for the kids to learn English, especially since the ESL program in their school was pretty pitiful. We got involved in working with other parents of ESL students to bring the school district into compliance with the law in providing adequate support to ESL students. We actually filed a suit with the Federal Office of Civil Rights, and we were successful in improving the district's program. That was a real learning experience for me - seeing that regular citizens really do have some power to change things, to make things right. Very rewarding.

Parrot: What were the surprising things to the older children when they arrive in the US?

Melinda: I think the hardest thing to get used to was that there was plenty of food, and they didn't need to eat excessively or hoard extra food in their rooms. Those were important skills in an orphanage, but not needed in our family. Also the idea that all the children in our family were equal was a difficult concept for the older boys, who thought they should automatically get the last biscuit or piece of meat. Also, my Korean son had a hard time actually wearing shoes in the house - he kept leaving them by the front door.

Parrot: What are your favorite childhood memories from your children?

Melinda: I love all the holiday memories, of course, the days we went to court to finalize adoptions or to attend citizenship ceremonies, all the birthdays, and probably most of all, every summer on the beach in Capitola. We have so many pictures of kids being buried in the sand at the beach, and because their bodies are all covered up, we don't know how old they were and what year it was! The years all blend together in the pictures - and in my mind. Now we still go every summer, but grandchildren are added to the mix.

Parrot: If you could relive one day of their childhood what day would it be?

Melinda: I would love to have any day of their childhood to relive - just an ordinary day of soccer practice and making lunches and piano practice. Mostly, I'd like to sit at the dinner table one more time and watch and listen to them all talking and teasing each other and cracking jokes. Those were my favorite times.

Parrot: Where would you travel if you could go anywhere in the world? Why?

Melinda: I'd travel just about anywhere; lately, I've really wanted to go to Turkey and Greece. Maybe Egypt.

Parrot: What will you do after you retire?

Melinda: I will finally be able to relax on Sunday nights! I will have plenty to do - photography, writing and traveling, spending time with my family and working on our new (100 year old) house in midtown Sacramento. I really enjoy working on houses - especially the big, dirty jobs. Those are the most fun.

Parrot: What advice would you give to ESL students?

Melinda: To hang in there, talk (and make mistakes) as much as you can, and of course read, read, read. Especially if you don't like writing classes - reading is the easiest way to learn to write. So read anything and everything. Especially the Parrot.....

The Italian Baroque Concerto

Thursday, December 10, 2009
12:15 p.m. - 1:15 p.m.

Join Dr. Steven Thompson for a lecture and performance, featuring: Double Guitar Concerto in G Major, RV532 by Antonio Vivaldi and Concerto grosso in G minor, op.6 no. 8, "Christmas Concerto" by Arcangelo Corelli. This performance will feature Elizabeth Busch, guitar, and Matthew Grasso, guitar, and the American River College Chamber Orchestra.




Location: Music 512

Internship/Work Experience Workshop

Thursday, December 10, 2009
12:00 p.m. - 1:00 p.m.

Did you know that nearly 58% of students who had an internship with a company were offered full-time jobs by that same company? And did you know that employers would prefer to hire a student with experience through internships than a student with a degree alone? This workshop explains why internships are such an important step towards your career. The workshop will also explain how to get an internship through the Co-op Work Experience & Internship Program. Open to all majors, don't miss it!



* Facilitated by the Cooperative Work Experience & Internship Office


Location: Career & Job Opportunity Center

Artist Lecture Series: Anne Gregory

Thursday, December 10, 2009
12:15 p.m. - 1:15 p.m.

Artist Lecture Series: Anne Gregory, Thursday December 10, 7:00 p.m. American River College, Raef Hall 162. Admission is free. Anne Gregory is a respected artist and professor who has taught drawing, painting, and art history classes at Sacramento City College since 1990. She has exhibited her two-dimensional works extensively in Sacramento, San Francisco, and Chicago. She will provide a discussion of her work, personal

history and background, processes, and ideas. Info: (916) 484-8399.



2009 American River Review Release Party and Literary Reading

Friday, December 11, 2009
7:00 p.m. - 9:00 p.m.

Join the writers, artists, and staff of ARC's nationally acclaimed arts and literature magazine as we celebrate our latest issue. Tonight will be the first time you can get a copy, and some of the published writers will read their work. Free music, refreshments, and metaphors! This activity meets ARC Goals 1, 2, 3 and State PD Guidelines A, B, F.



Location: Raef 160

Questions/Comments?



Please let us know what we can do to improve "The Parrot." We appreciate any and all feedback you are willing to give us. Send us an e-mail, call, or just drop by Professor Bracco's office D387 (Davies Hall), or call (916) 484-8988, braccop@arc.losrios.edu

Senior Editor: Christian Valenzuela, parrot-arc@live.com

Interview Success Workshop
 Wednesday, December 16, 2009
 12:00 pm - 1:00 pm



This workshop includes information on researching the organization, reviewing anticipated questions, specific strategies, assessing your skills, making a professional presentation, and body language and presentation.

Location: Career & Job Opportunity Center

ARC Chamber Orchestra at Vacaville Performing Arts Center

Saturday, December 19, 2009
 8:00 pm



Join the ARC Chamber Orchestra and the Solano Choral Society for a performance of Dvorak's Mass in D Major and Ralph Vaughn-Williams' Fantasia on Christmas Carols. The concert will be held at the Vacaville Performing Arts Center, located at 1010 Ulatis Drive in Vacaville.

Contact Dr. Steven Thompson at 484-8368 for more information.

Do You Have a FACEBOOK Page?
 Add us as a Fan!



"ARC ESL Department"
 Has a FACEBOOK page for our students!!

Post and Read Items About:

- The ARC campus
- Fun things happening around Sacramento and CA -- Your favorite restaurants, art exhibits..., parks and hikes ...
- Your dance or musical recital
- What's happening in ESL -- cool links to use to study that crazy English grammar.

Search for ARC ESL Department and click on "Become a Fan"

Dedication of New Natomas Library
 Saturday, January 9, 2010



The North Natomas Public Library, whose facilities are shared by ARC, Inderkum High School, and the Public Library system, is officially dedicated today. The library is situated on the west side of the Natomas Education Center.

Further details, including start time, will be posted when known.